

interatletika™

PRODUCTION AND SALE OF CHILDREN'S AND
OUTDOOR EQUIPMENT

Customer support:

☎ +38 095 273 81 53

play.interatletika.com

✉ export.team@interatletika.com

DATA SHEET

***UT405-01, UT405.1-01, UT405-1,5,
UT405.1-1,5 – Basketball shield***



CONTENT

1	GENERAL INFORMATION	4
2	TECHNICAL DATA AND COMPLETE SET	4
3	INSTRUCTION FOR SAFE USE	5
4	TECHNICAL MAINTENANCE	9
5	INFORMATION ON STORAGE, TRANSPORT AND DISPOSAL	9

FOR NOTES

[illegible]

1. GENETAL INFORMATION

The purpose and content of this document. This document is a data sheet for sport and playing product for children's use (code of the document GOST 2.601-95) and contains a general description of the product and its maintenance, also information on safe use, technical maintenance, transport and disposal.

The level of proficiency of the user. To use the product each of the adult user should:

- Become acquainted with this document in details;
- Rigidly adhere to the requirements of this document.

Children should use the product under adult control.

This product has the same "unsafe" level as the others. This is the reason the Manufacturer (Deliverer) bears no responsibility by injuries.

Reproduction of this document and product modification. The manufacturer can make changes to the product design to improve its performance, change the design, etc. This document may not contain a description of such changes, but applies to the following modified products.

2. TECHNICAL DATA AND COMPLETE SET

The purpose of the product. To play basketball outdoors.

The characteristics of the product.

Length: UT405-01; UT405.1-01	:	915 mm
UT405-1,5; UT405.1-1,5	:	2099 mm
Width	:	1200 mm
Height	:	900 mm
Weight:		
UT405-01	:	33 kg
UT405.1-01	:	33,4 kg
UT405-1,5	:	56,1 kg
UT405.1-1.5	:	58 kg
The country of manufacturer	:	Ukraine

Table 1 – General view:





UT405-01	UT405.1-01
	
UT405-1,5	UT405.1-1,5
	

Table 2 – The names of the main parts of the product:

Nº	Name	Quantity
1	<i>Basketball shield assembly</i>	1
2	<i>Ring</i>	1
3	<i>Racks assembly</i>	1

Technical data and complete set. Shield with fixings at the wall is presented as basketball ball with a ring fixed at a metal rack that is fixed to the wall and is aimed for leisure activities.

Instruments and tools. No instrument needed for assembling and installation of the product is a part of a set.

Marking and sealing. To avoid unapproved unpacking and to control the process of it (except «Inter Atletika» representatives) the product has special plastic marks (seals).

Packaging. The product is transported in polyethylene packaging. Additionally, it can be packed in carton packing. No seals are presented at the packaging.

3. INSTRUCTION FOR SAFE USE

Working limits. The product should be used as per its direct purpose.

Product preparation for usage. The product should be installed taking into account all the requirements in accordance with this document and other documents needed for installation (in case such documents are the part of a set). The general view of the product is presented at picture 1.

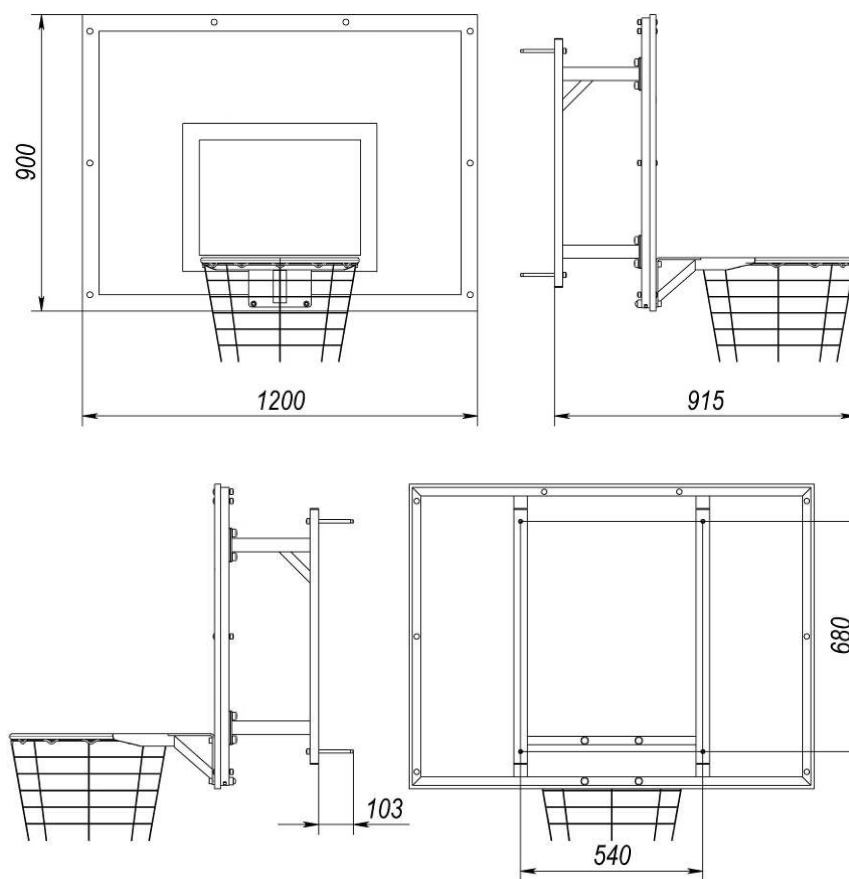
Product assembly and installation procedure. The product is transported assembled. Assembly and installation scheme is presented at picture 3,4.

Instructions:

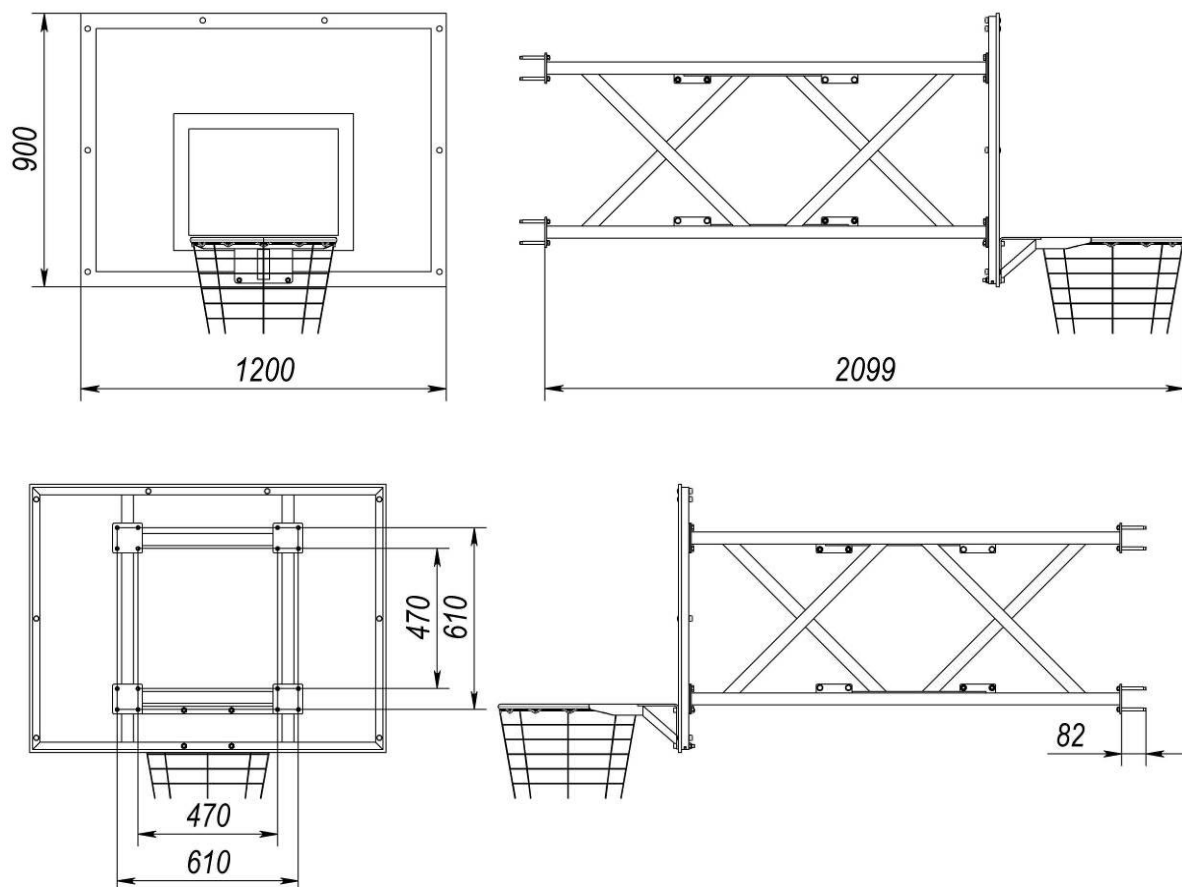
- 1) Mark the bores for anchor bolt at the wall where the shield is fixed in accordance with picture 1,2.
- 2) Make the bores of 10 mm diameter with 110 mm depth at the placed marked in p.1.
- 3) Put anchor bolts in the bores.
- 4) Put anchor bolts in the empty bores of the basketball shield rack, put the rack to the wall with the bolts to be in the wall and fix the bolts.

WARNING! BASKETBALL SHIELD CAN BE FIXED JUST TO THE SUPPORTING WALL MADE OF BRICKS AND CONCRETE.

Product overall dimensions and assembly scheme

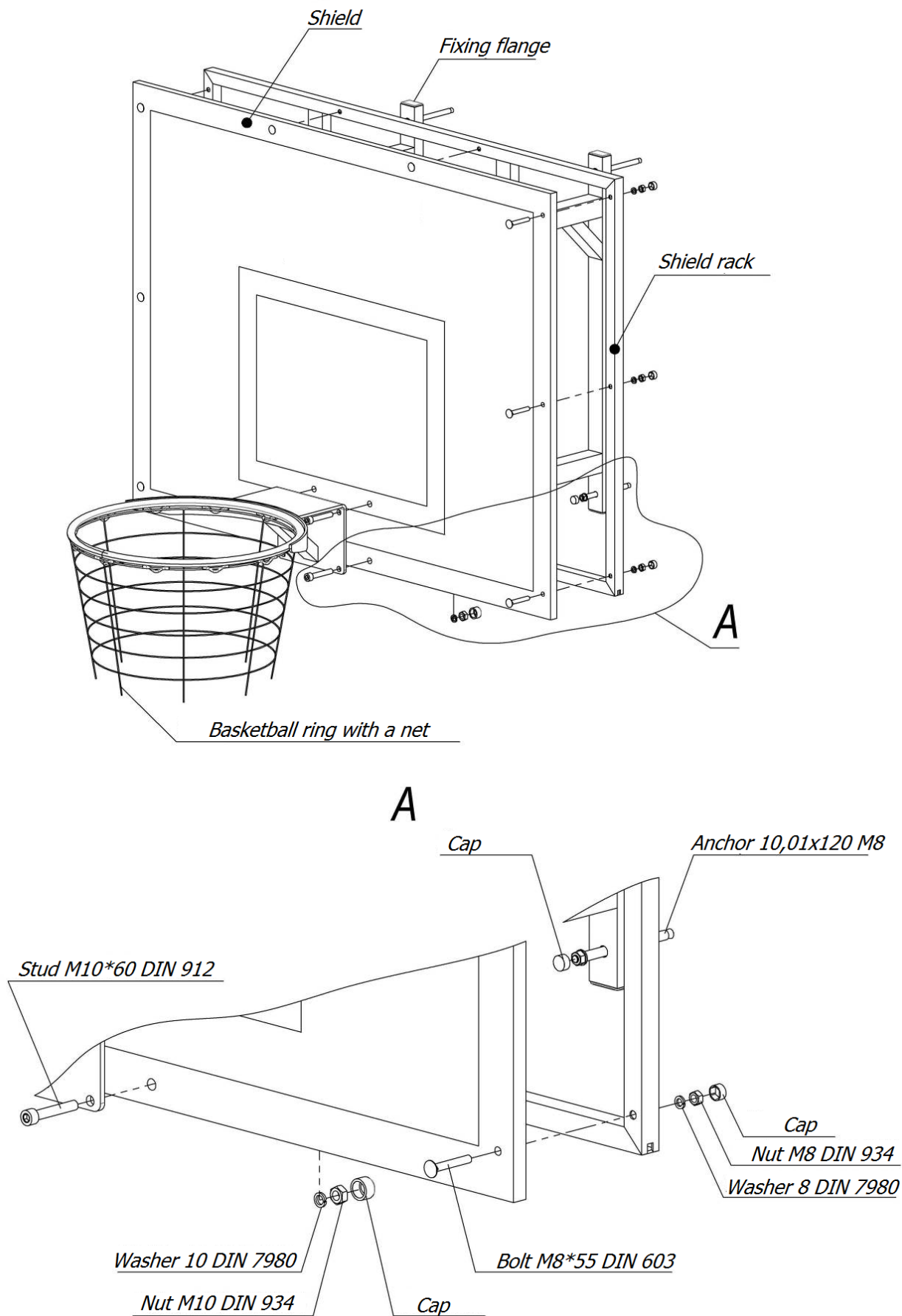


Picture 1 - UT405-01, UT405.1-01

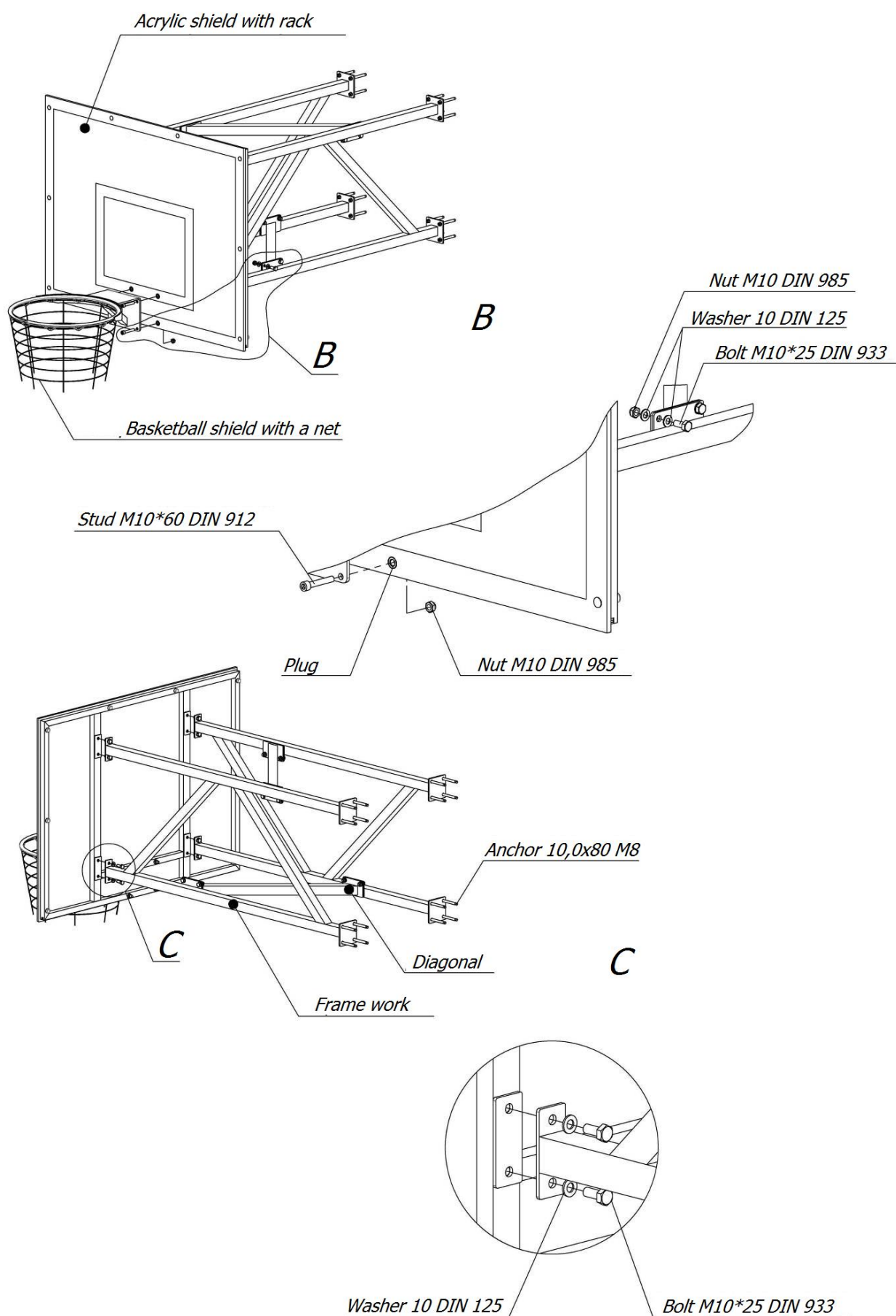


Picture 2 - UT405-1,5, UT405.1-1,5

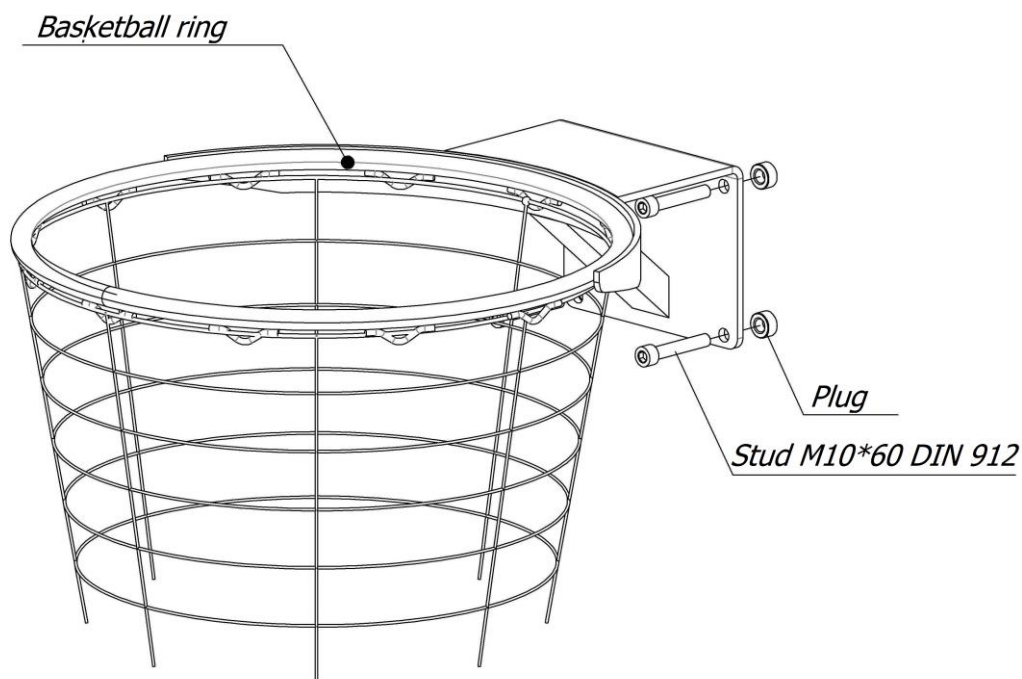
Assembly scheme



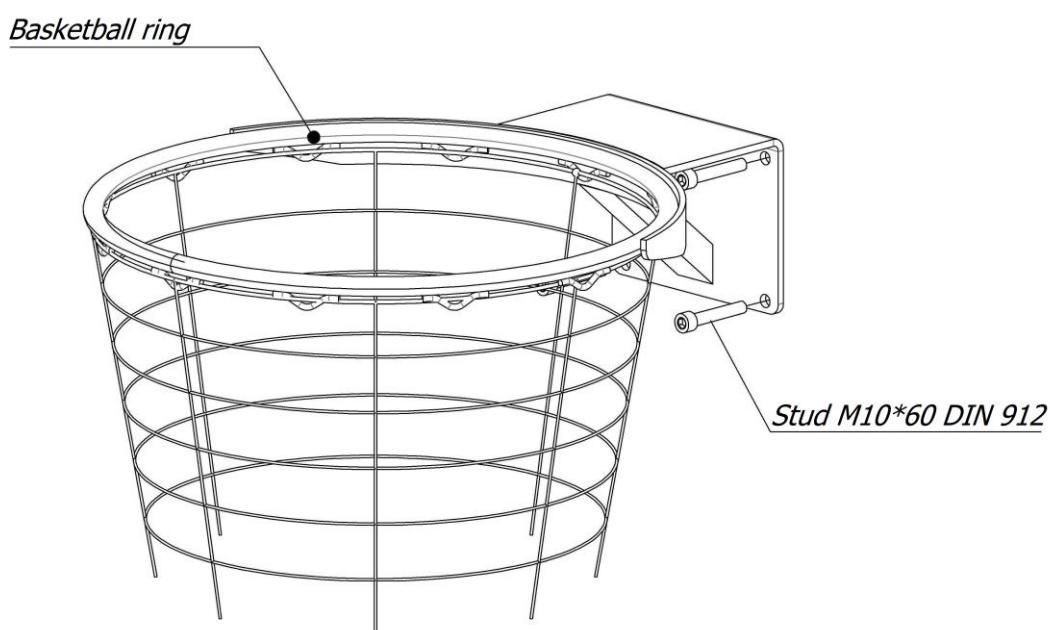
Picture 3 – UT405-01, UT405.1-01



Picture 4 – UT405-1,5, UT405.1-1,5



Picture 5 – Basketball shield fixing to acrylic shield (for UT405.1-01, UT405.1-1,5)



Picture 6 – Basketball shield fixing to plywood shield (for UT405-01, UT405-1,5)

4. TECHNICAL MAINTENANCE

Technical maintenance presumes, first of all, the responsibility of the user to stick to all recommendations, that are mentioned in this document, beginning with every-day observation of the product and its technical order.

Before operating the product, conduct a visual inspection, check the fasteners and structural strength – in case of any damages, full or partial down state the product is forbidden to be used.

5. INFORMATION ON STORAGE, TRANSPORT AND DISPOSAL

Product storage and disposal orders. *WARNING!* The product is aimed to regular using according to its purpose (taking into account all the limits, that are mentioned in this document) after its installation. It is not recommended to leave the product without using (more than 30 calendar days). External (physical) factors can lead to losing the shop-front of the product (or its parts), wrong working on the product or its parts during a long-time down time, and as a result it might lead to breakage of the product.

If long-term storage of the product is required, the following storage rules must be observed (the list of conditions is not complete):

- place the product in a closed dry room with natural ventilation;
- protect the product from external factors (dust, water drops, etc.) with a large plastic bag, leaving space for free air circulation;
- take other measures to preserve the appearance and characteristics of the product during storage.

When removing the product from storage and preparing for installation, follow the next recommendations:

- remove the product from the packaging material (polyethylene, cardboard, other packaging materials);
- remove dust and other contaminants from the surface of the product;
- check completeness and absence of parts damage.

The product is transported unassembled in carton packing. Transporting should be accomplished by the way of protecting the product from external factors (rain, snow, sun-rays, water, moisture, etc.)

After the term of product use is over the Customer determine its further usage by themselves.