

interatletika™

PRODUCTION AND SALE OF CHILDREN'S AND
OUTDOOR EQUIPMENT

Customer support:

☎ +38 095 273 81 53

play.interatletika.com

✉ export.team@interatletika.com

DATA SHEET

UT408-01, UT408.1-01 – Basketball stand



CONTENT

CONTENTS	
1	GENERAL INFORMATION 4
2	TECHNICAL DATA AND COMPLETE SET 4
3	INSTRUCTION FOR SAFE USE 5
4	TECHNICAL MAINTENANCE 9
5	INFORMATION ON STORAGE, TRANSPORT AND DISPOSAL 9

FOR NOTES

This image shows a full page of blank, lined paper. It features approximately 20 evenly spaced horizontal black lines across its entire width, typical of notebook or legal stationery. The background is a solid off-white color, and there are no margins, text, or other markings present.

1. GENERAL INFORMATION

The purpose and content of this document. This document is a data sheet for sport and playing product for children's use (code of the document GOST 2.601-95) and contains a general description of the product and its maintenance, also information on safe use, technical maintenance, transport and disposal.

The level of proficiency of the user. To use the product each of the adult user should:

- Become acquainted with this document in details;
- Rigidly adhere to the requirements of this document.

Children should use the product under adult control.

This product has the same "unsafe" level as the others. This is the reason the Manufacturer (Deliverer) bears no responsibility by injuries.

Reproduction of this document and product modification. The manufacturer can make changes to the product design to improve its performance, change the design, etc. This document may not contain a description of such changes, but applies to the following modified products.

2. TECHNICAL DATA AND COMPLETE SET

The purpose of the product. The name of the product, its usage is mentioned at the front page. The product is aimed for children's use to play outdoors. By usage of this product the manufacturer means the usage the product outdoors by the number of users in accordance with the seats available.

The characteristics of the product.

Length	:	2006 mm
Width	:	1800 mm
Height	:	4052 mm
Working environment	:	outdoors
Weight: UT408-01	:	106,1 kg
UT408.1-01	:	109,4 kg
The country of the manufacturer	:	Ukraine

Product structure. General view of the product and its main parts are shown at picture

UT408-01



UT408.1-01



Picture 1 – General view

The names of the main parts of the product:

№	Name	Quantity
1	Rack	1
2	Shield with a rack	1
3	Basketball ring	1
4	Foundation part	1
5	Rack assembly	1

Technical data and complete set. Basketball stand is presented as a basketball shield with a ring, that is fixed on a metal stand at the height of 3,05 m and is intended for leisure activity.

Instruments and tools. No instrument needed for assembling and installation of the product is a part of a set.

Marking and sealing. To avoid unapproved unpacking and to control the process of it (except «Inter Atletika» representatives) the product has special plastic marks (seals).

Packaging. The product is transported in polyethylene packaging. Additionally, it can be packed in carton packing. No seals are presented at the packaging.

3. INSTRUCTION FOR SAFE USE

Working limits. The product should be used as per its direct purpose.

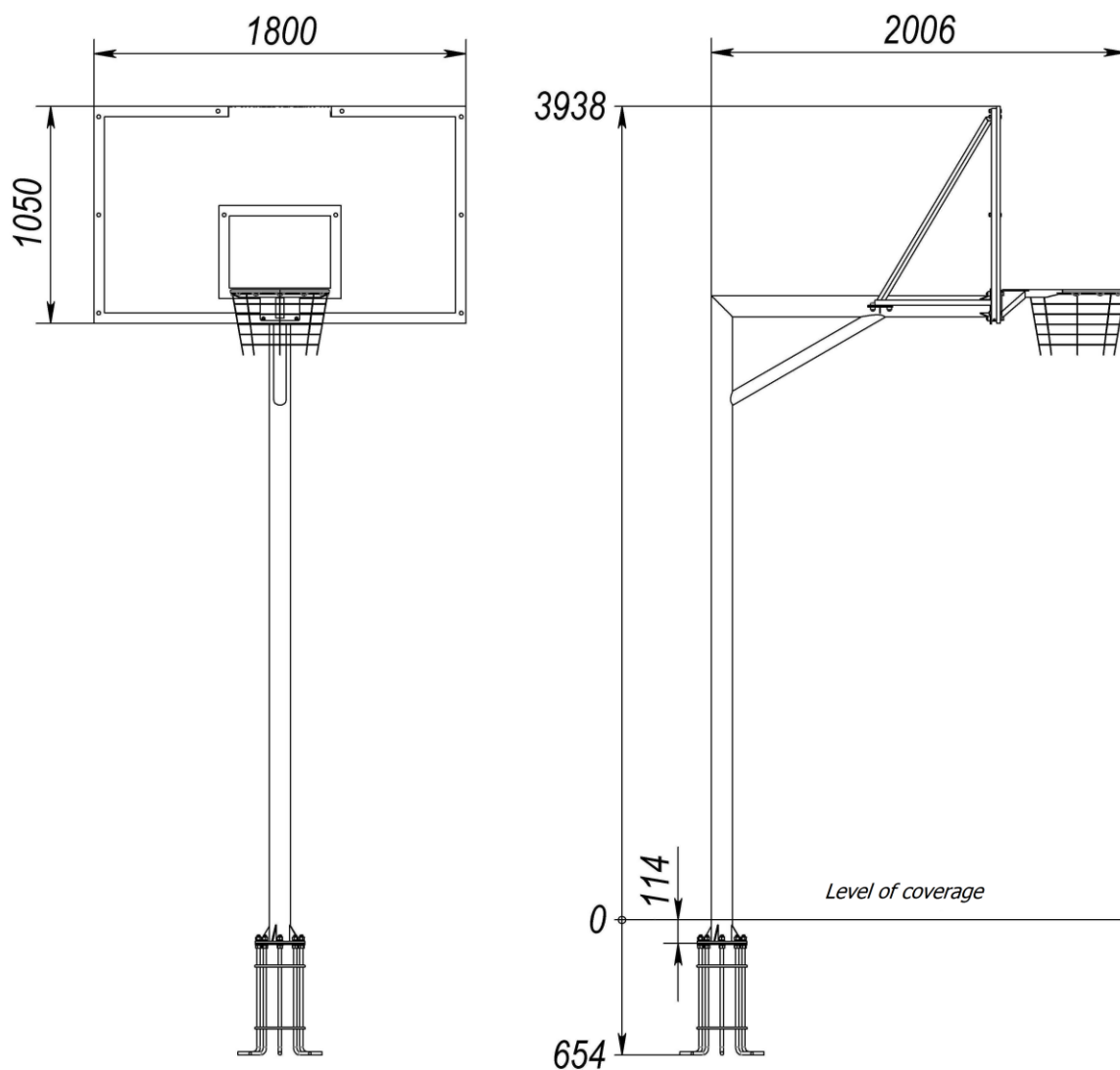
Product preparation for usage. The product should be installed taking into account all the requirements in accordance with this document and other documents needed for installation (in case such documents are the part of a set). The general view of the product is presented at picture 1.

Product assembly and installation procedure. The product is transported assembled. The assembly scheme is presented at picture №2-4.

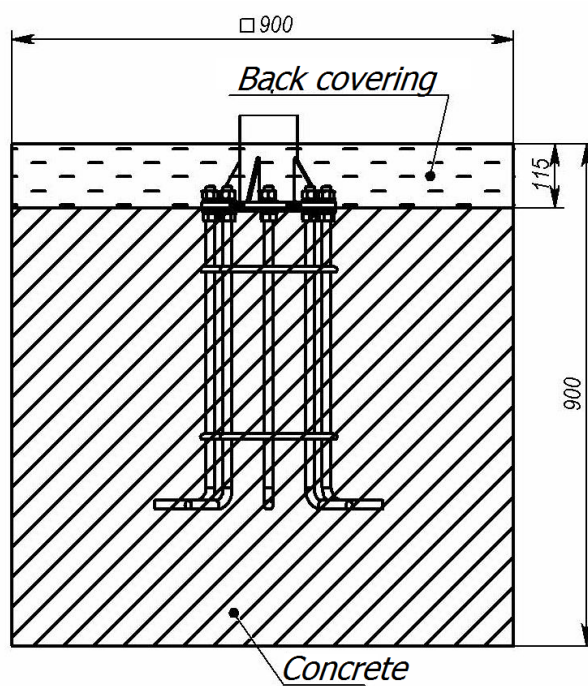
Instructions:

- 1) Dig a hole in the ground to install the rack, taking into account that shield square should be placed over the 'throw in' line of playground (the sizes of the bore are mentioned at picture 2).
- 2) Install the foundation B15 into the bore (in accordance with picture 3).
- 3) Install the foundations and the rack in vertical position using the lever.
- 4) The foundation can be used in two weeks (after the concrete is fully fixed), undo the upper nuts and take off the washers, install rack assembly with a shield and a ring and fix them with nuts and washers using the installation instructions in a reserved order.
- 5) Damaging the thread of the studs M20x60 and M16x60 (that are seen out of the metal instrument) is recommended to avoid demolition works by strangers.

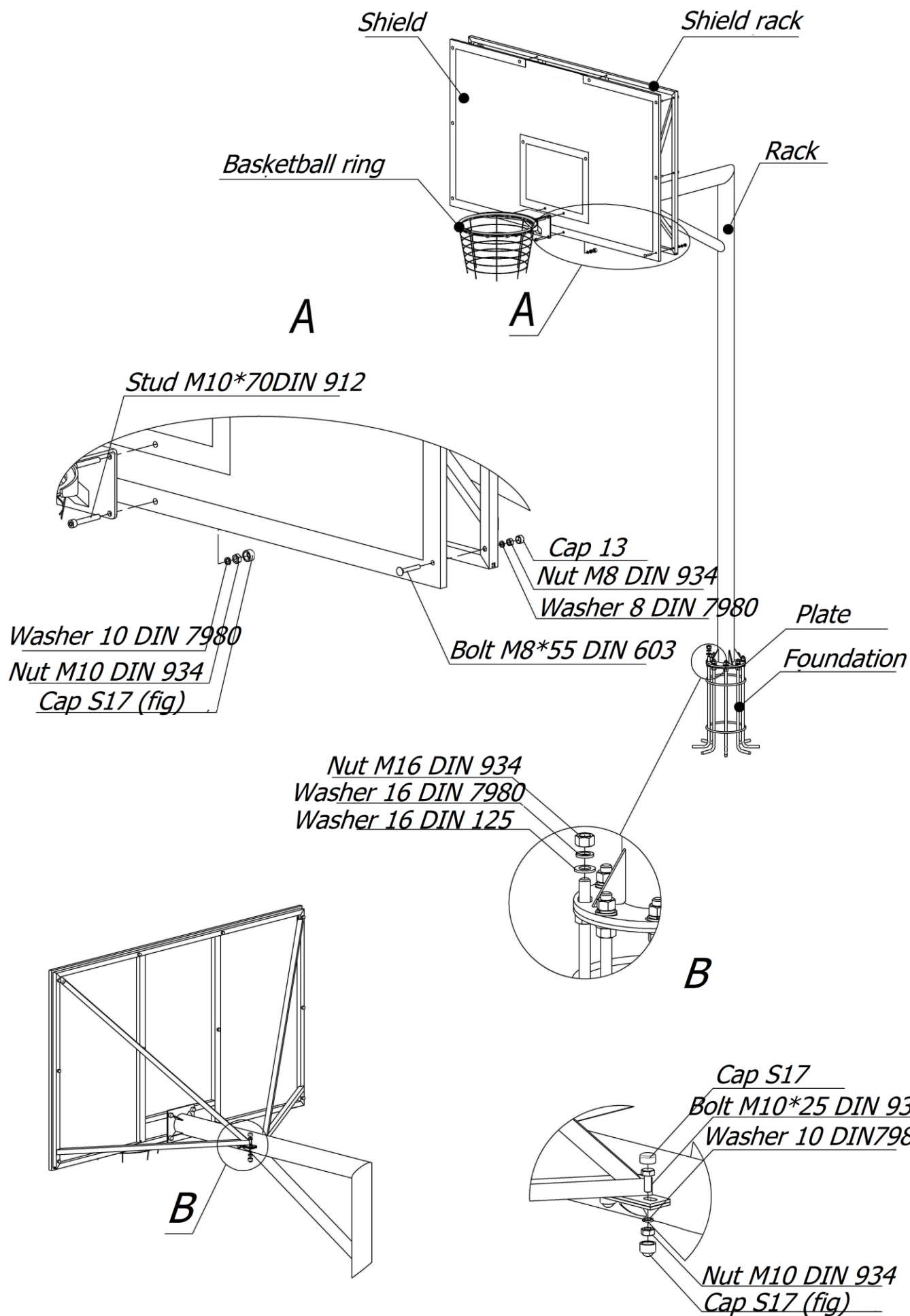
WARNING! QUANTITY, BRAND AND THE TERMS OF CONCRETE FIXING NORMS VIOLATION LEADS TO WRONG PRODUCT INSTALLATION AND ITS OPERATING AS A RESULT OF IT. RESPONSIBILITY FOR KEEPING TO INSTALLATION NORMS OF THE PRODUCT IS LAID ON THE CUSTOMER.



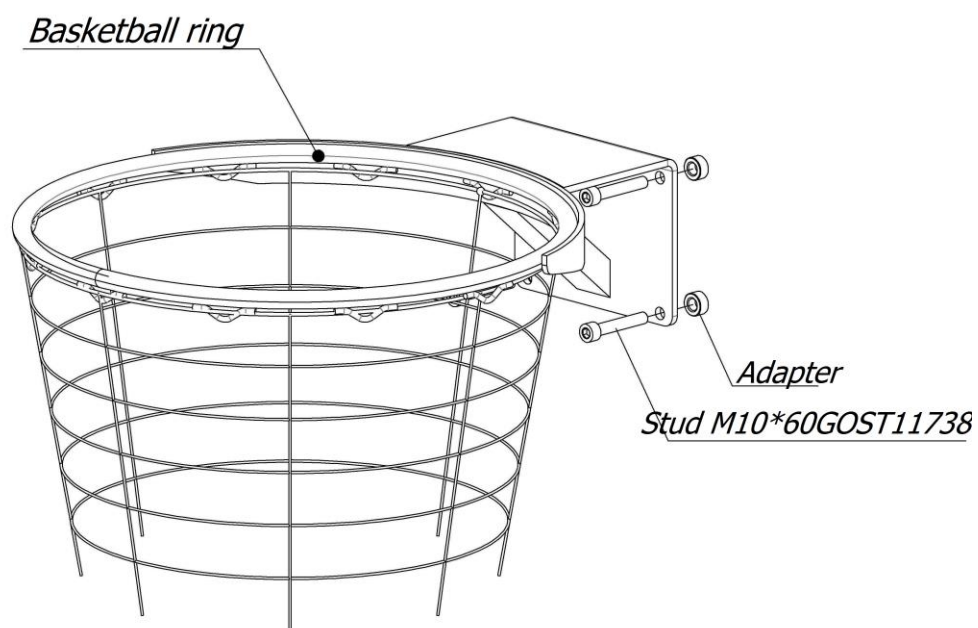
Picture 2 – Overall dimensions



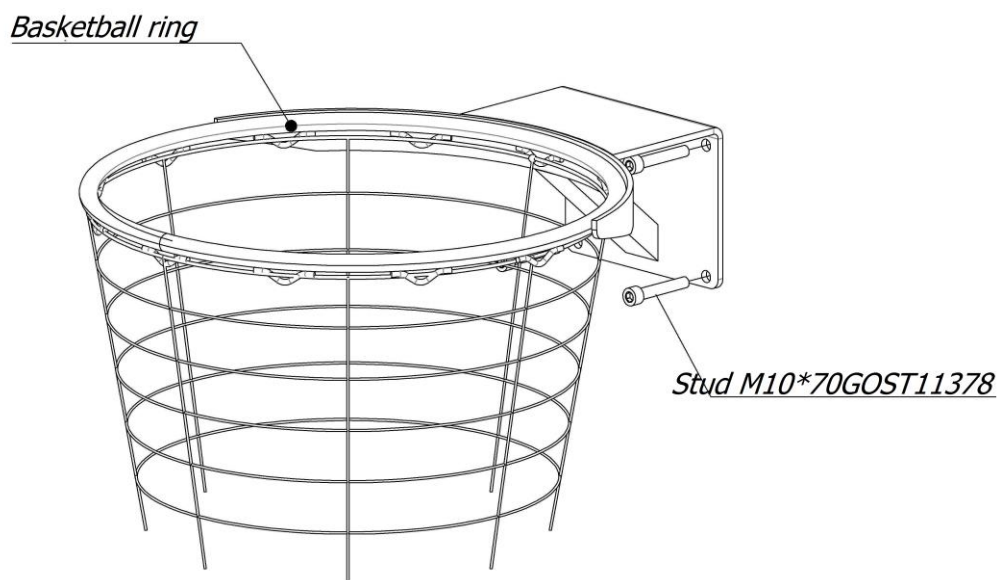
Picture 3 – Concrete scheme



Picture 4 – Assembly scheme



Picture 5 – Basketball ring fixing under acrylic shield (for UT408-01)



Picture 6 – Basketball ring fixing under acrylic shield (for UT408.1-01)

4. TECHNICAL MAINTENANCE

Technical maintenance presumes, first of all, the responsibility of the user to stick to all recommendations, that are mentioned in this document, beginning with every-day observation of the product and its technical order.

Before operating the product, conduct a visual inspection, check the fasteners and structural strength – in case of any damages, full or partial down state the product is forbidden to be used.

5. INFORMATION ON STORAGE, TRASPORT AND DISPOSAL

Product storage and disposal orders. *WARNING!* The product is aimed to regular using according to its purpose (taking into account all the limits, that are mentioned in this document) after its installation. It is not recommended to leave the product without using (more than 30 calendar days). External (physical) factors can lead to losing the shop-front of the product (or its parts), wrong working on the product or its parts during a long-time down time, and as a result it might lead to breakage of the product.

If long-term storage of the product is required, the following storage rules must be observed (the list of conditions is not complete):

- place the product in a closed dry room with natural ventilation;
- protect the product from external factors (dust, water drops, etc.) with a large plastic bag, leaving space for free air circulation;
- take other measures to preserve the appearance and characteristics of the product during storage.

When removing the product from storage and preparing for installation, follow the next recommendations:

- remove the product from the packaging material (polyethylene, cardboard, other packaging materials);
- remove dust and other contaminants from the surface of the product;
- check completeness and absence of parts damage.

The product is transported unassembled in carton packing. Transporting should be accomplished by the way of protecting the product from external factors (rain, snow, sun-rays, water, moisture, etc.)

After the term of product use is over the Customer determine its further usage by themselves.